




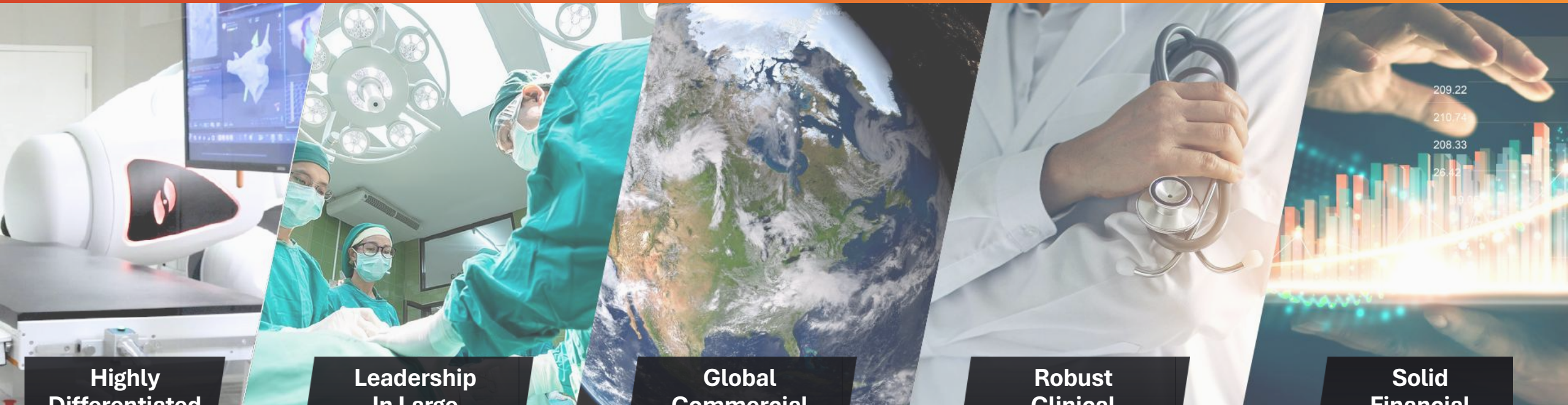
**INVESTOR PRESENTATION** 2Q 2026

# FORWARD-LOOKING STATEMENTS

During the course of this presentation, the Company may make projections and other forward-looking statements regarding future events or the future financial performance of the Company, including without limitation, statements regarding future operating results, growth opportunities and other statements that refer to Stereotaxis' plans, prospects, expectations, strategies, intentions and beliefs. These statements are subject to many risks and uncertainties that could cause actual results to differ materially from expectations. For a detailed discussion of risks and uncertainties that affect the Company's business and qualify the forward-looking statements made in this presentation, we refer you to the Company's periodic and other public filings filed with the SEC, including the most recently filed Forms 8-K, 10-Q and 10-K. The Company's projections and forward-looking statements are based on factors that are subject to change and therefore these statements speak only as of the date they are given. The Company assumes no obligation to update any projections or forward-looking statements. This presentation shall not constitute an offer to sell or the solicitation of an offer to buy any securities. Such an offer or solicitation, if made, will only be made pursuant to an offering memorandum and definitive subscription documents.



# Pioneering **ENDOVASCULAR SURGICAL ROBOTICS**



**Highly Differentiated Technology**

Unique robotic solutions for minimally invasive endovascular surgery

**Leadership In Large Markets**

Only robotic technology in \$16B+ electrophysiology market; Annual TAM >\$30B

**Global Commercial Presence**

150,000+ patients treated  
100+ systems installed  
20+ countries

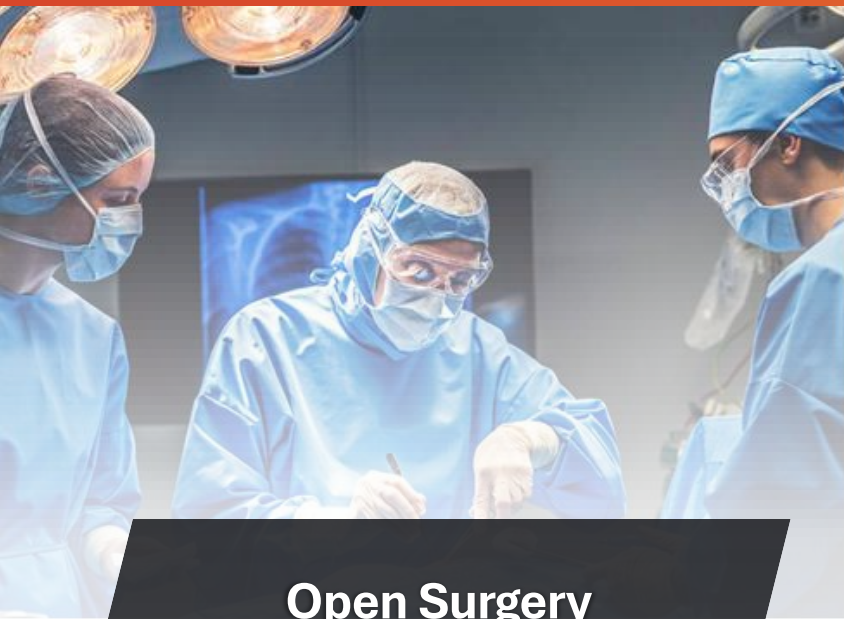
**Robust Clinical Value**

500+ publications  
Robust real-world value

**Solid Financial Foundation**

\$10M+ cash & no debt  
Operations near breakeven

# ROBOTICS TRANSFORMING SURGERY



Open Surgery

>5,000 Installed Robots  
>500,000 Robotic Procedures/Year



Laparoscopic Surgery

>10,000 Installed Robots  
>3,000,000 Robotic Procedures/Year



Endovascular Interventions



*ENDOASCULAR ROBOTICS'  
TIME IS NOW!*



# Why Has Endovascular Robotics Lagged?

1

## Challenging Anatomy

Small, Delicate, Tortuous Anatomy



2

## Challenging Devices

Catheters are Flexible Instruments



# TRANSFORMING CATHETER NAVIGATION

## Traditional Catheters



Catheter controlled from the handle several feet from the patient's heart

1

### Limited Precision, Stability & Reach

Moving the tip of a manual catheter requires force to be translated the length of the catheter

2

### Rigid Catheter

Required rigidity of a manual catheter introduces inherent safety risks for patients

3

### Radiation Exposure

Reliance on fluoroscopy for visualization places patients, physicians and staff at risk

## ROBOTIC MAGNETIC NAVIGATION (RMN)



Direct control of the catheter tip using precise magnetic fields



### Precision

1mm/1° precision unmatched by even the most skilled hands



### Reach

Magnetic tip control allows navigation through complex anatomy that is otherwise unreachable



### Stability & Safety

RMN catheters are atraumatic and magnetically held to tissue at forces limited to safe levels

# ROBOTIC MAGNETIC NAVIGATION (RMN)

## Robotic Magnetic Navigation System

External computer-controlled permanent magnets create a magnetic field within which a catheter with a magnetic tip can be precisely maneuvered.



## Physician Cockpit

Physician sits at a computer control station, views procedure data on a large HD monitor, and uses a mouse/joystick to operate.



## MEANINGFUL CLINICAL IMPACT & REAL-WORLD VALIDATION



Global  
Robot Adoption

**>100 Hospitals**



Broad  
Patient Care

**>150,000 Patients**



Attractive  
Clinical Data

**>500 Publications**

# PATIENT SAFETY & OUTCOMES

# 72%

Fewer Major Complications

# 6-8%

Improved ST & LT Efficacy

# 36%

Less Radiation Exposure

\*Data on file with Stereotaxis and available at RoboticEP.com; from review of clinical literature comparing robotic to manual cardiac ablation

## Enabling Advanced Patient Care



Dr. Burkhard Hügl  
Neuwied, Germany

“For ventricular arrhythmia, it really shines in terms of **ease of use, patient safety** and growing literature demonstrating **improved outcomes.**”



Dr. Peter Weiss  
Pheonix, Arizona



Dr. Dhanunjaya Lakkireddy  
Kansas City, Missouri

“Robotics allows us to better address a range of complex arrhythmias that otherwise might not have been treated, **providing hope** to many patients who **otherwise would have had no options.**”




Prof. Sabine Ernst  
London, United Kingdom

“For congenital heart disease patients, magnetic navigation is key. These anatomies are so variable and large that you need **absolute precision and control.** Stereotaxis makes procedures possible that would otherwise be too risky or simply not feasible.”



# PHYSICIAN SAFETY & EXPERIENCE



## OCCUPATIONAL HAZARDS

Risks of the Manual Cath Lab:

**85%**  
Left vs Right Sided  
Brain Tumors



**49%**  
Orthopedic Injury



**50%**  
Cataracts



**2.9X**  
Increased Infertility



## ENHANCED EXPERIENCE

Benefits of Robotic Cath Lab:



**Cognitive Skill Elevated**  
Enhanced environment and  
information display




**Full Control**  
Control over the entire procedure  
at the physician's fingertips



**Democratization of Skill**  
Reduced reliance on hand  
skill with focus on therapy

**Operate Seated, Unscrubbed & Outside Radiation  
Enhance & Extend Your Career**

# KEY STRATEGIC TRANSFORMATIONS



## Robotic Lab Constraints

High cost and burden to adopt a robot, including architectural planning, lab construction and an integrated x-ray.

## Accessible Robot

Easily Accessible Without Construction




## Catheter Dependency

Dependency on J&J for ablation catheter limited commercial freedom, innovation, and recurring revenue financial model.

## Razorblade Model

Robust Ecosystem of Proprietary Catheters



## Limited EP-Only Focus

A single-indication robot has more limited appeal to hospitals and a reduced commercial opportunity.

## Multi-Specialty Platform

Robotic Platform Benefiting Multiple Indications



## Aging Architecture

Limited innovation and an aged technological foundation without advanced digital capabilities

## Digital Ecosystem

Bringing Digital Value to Robotics with Automation & AI



# STRATEGIC TRANSFORMATION AT INFLECTION POINT



## Accessible Robot

### GenesisX: Initiating Commercialization Following FDA Clearance & CE Mark

- Shift from construction process to weekend install (no room shielding; simple power; smaller; lighter; reversible)
- Shortens sales cycle and increases opportunity set; enables alternative financial models (lease/placement)
- 2026 focus on establishing compatibility with various x-rays & demonstrating commercial clinical use + reliability



## Razorblade Model

### MAGiC Ablation Catheter & MAGiC Sweep HD Mapping Catheter

- Now launching first Stereotaxis-owned ablation catheter & robotic HD mapping catheter in Electrophysiology (EP)
- Shift from a single disposable to a portfolio of EP catheters (MAGiC, MAGiC Sweep, and Map-iT)
- Observing 5x increase in revenue/procedure with disposable sales of >\$5,000 per procedure
- In 2026 focused on ramping manufacturing and transitioning existing users to proprietary catheters



## Multi-Specialty Platform

### Acquisition of Robocath & Development of EMAGIN Vascular Devices

- Acquired Robocath 2Q2026: provides complementary advanced mechanical robotic technology for IC/Neuro
- EMAGIN Guidewire & Catheter allow robotic magnetic navigation through tortuous vasculature
- EMAGIN Catheter in regulatory review; EMAGIN Guidewire submission 2026; Robocath next-gen system 2028
- Shift from single-procedure to multi-indication platform robot with >\$25 Billion increased TAM



## Digital Ecosystem

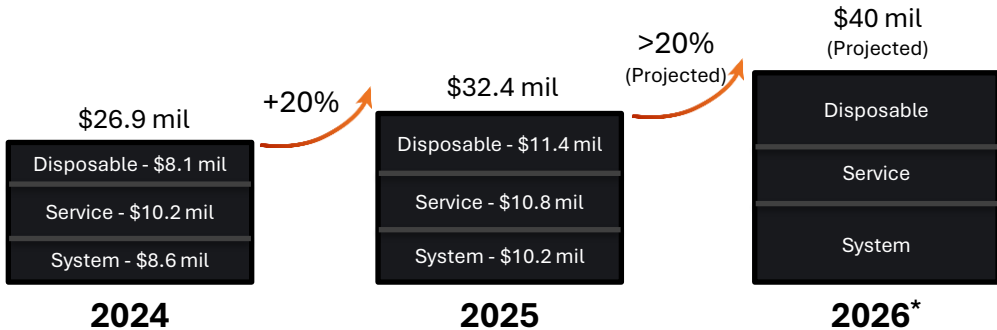
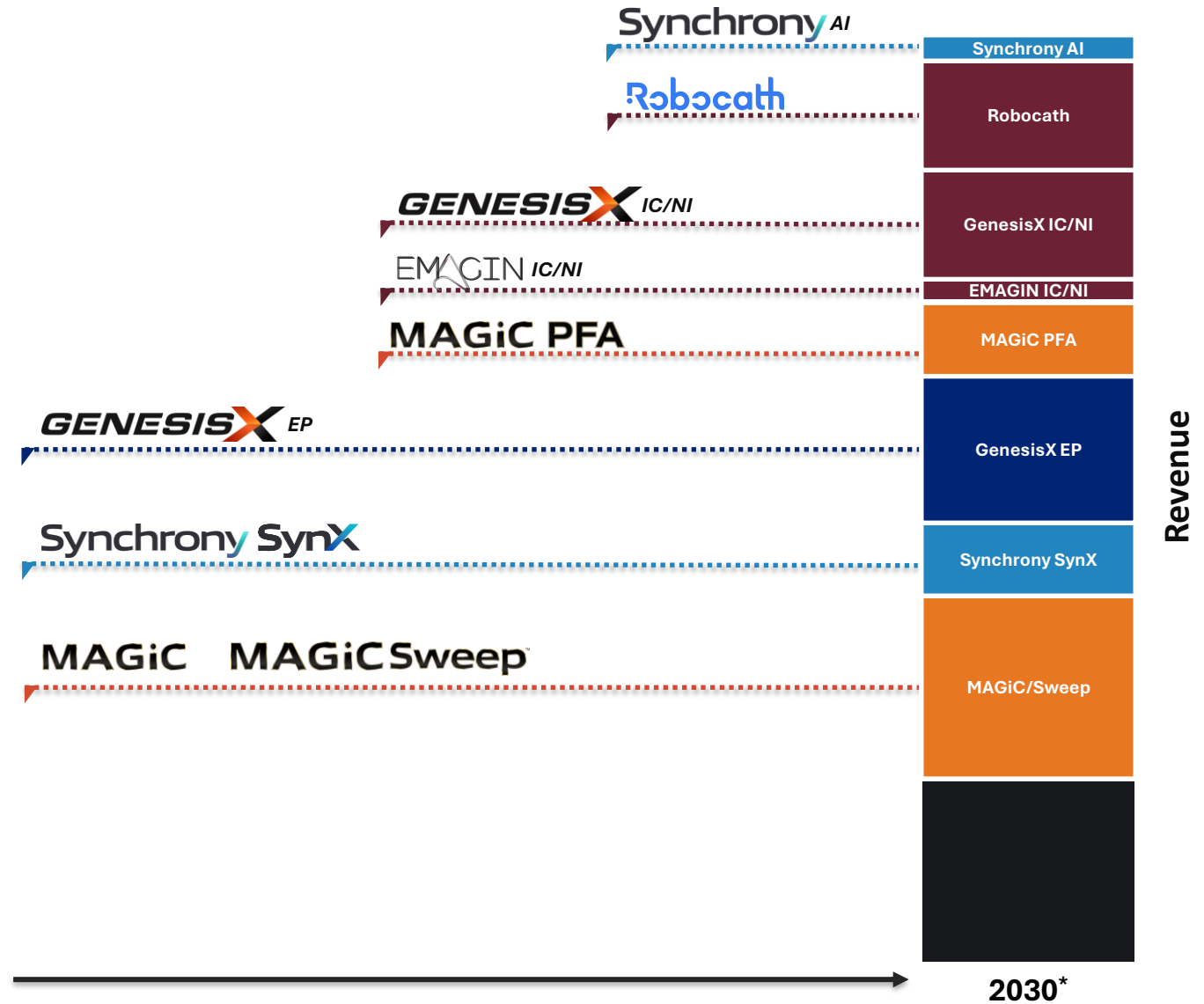
### Launch of Synchrony Digital Operating Room System: Connectivity, Automation & AI

- Synchrony system launched following CE Mark and FDA Clearance in 2Q2026
- Digital cockpit for Stereotaxis robots & synergistic venture advancing connectivity & AI to any operating room
- Projecting \$3M in initial standalone revenue in 2026; \$1B+ TAM with attractive SaaS business model
- Key focus on AI efforts that enhance Operating Room Intelligence and Robotic Automation

# INNOVATION DRIVING GROWTH

## Primary Revenue Growth Drivers:

- Increased System Sales with Accessible Robot**  
Shift from construction process to mobile robot with rapid installation
- Increased EP Catheter Revenue**  
Shift from a single disposable to a portfolio of catheters in EP
- Multi-Specialty Platform Expansion Into IC/NI**  
Expanding addressable markets beyond EP into cardiology and neuro
- Digital Operating Room**  
New digital solution advancing connectivity & AI to the operating room



\* Projections for 2026 reflect previously communicated guidance for the year. Current expectations related to the contributions from new products are subject to risks and uncertainties that could cause actual results to differ materially from expectations.

# FOUR COMMERCIAL OPPORTUNITIES

## Electrophysiology



**\$15B+**

**TAM**

8,000+ EP Labs Performing  
Cardiac Ablation  
-  
2M Cardiac Ablation  
Procedures Annually  
-  
\$5,000+ Average Disposable  
Revenue Per Procedure

## Interventional Cardiology

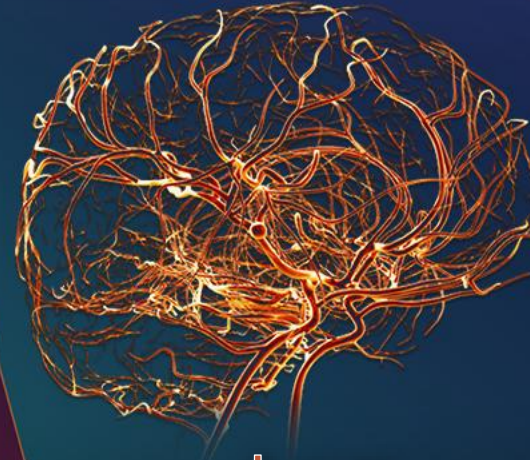


**\$20B+**

**TAM**

5M+ PCI Procedures  
Annually  
-  
2M+ Peripheral Procedures  
Annually  
-  
20,000+ IC Cath Labs

## Neurointervention



**\$5B**

**TAM**

1M Neuro Procedures  
Annually  
-  
Stroke Therapy a  
Significant Unmet Need

## Cath Labs



**\$1B**

**TAM**

20,000+ Cath Labs  
Globally  
-  
Capital & SaaS  
Commercial Model

**Stereotaxis' Technologies Synergistically Address  
Multiple, Highly-Attractive, Large Independent Markets**

# TECH LEADERSHIP & INNOVATION PIPELINE


## Magnetic Robots



**Fully Mobile, Unobtrusive, Interoperable, & Accessible Robots**

Interoperability with Unmodified X-Rays  
-  
Wireless Battery-Powered GenesisX

## Mechanical Robots



**Performing the Full Range of Activities Across EP/IC/NI**

Next-Gen Robocath System Capable of Handling 5 Devices in Tandem

## Advanced Catheters



**With a Matching Portfolio of Advanced Interventional Devices**

Pulsed Field Ablation Combined with MAGIC  
-  
Magnetic Guidewire & Catheter for IC/NI  
-  
Continued EP Robotic Catheter Innovation

## Digital Surgery



**Enhanced with Intelligence, Connectivity & Automation**

SynX Connectivity App Premium Features  
-  
AI Intraoperative Decision Support  
-  
Robotic Automation for EP & IC/NI

**Leadership & Competence Across the Full Ecosystem of Key Technologies  
Continued Advance of a Robust Innovation Pipeline**

# GOVERNANCE & FINANCIAL PRUDENCE



## **Aligned Board & Leadership**

Significant Shareholders  
Stock Comp Plan at \$1-5B MC

## **Capital Efficient & Prudent**

Low Cash Utilization  
Significant Operating Leverage

## **Robust Existing Business**

2025 Revenue \$32M  
Grew 20% YoY

## **Clean Balance Sheet**

\$10M+ Cash  
No Debt

# THANK YOU




## Innovative Technology

- Highly Differentiated Approach for Endovascular Surgery
- Global Leadership in Endovascular Robotics



## Proven Clinical Value

- Enables Therapy and Improves Patient Outcomes
- Extensive Real-World Clinical Validation



## Solid Foundation

- Financial Prudence: Clean Balance Sheet & Near Breakeven
- Aligned Board, Management and Shareholders



## Strong Growth Drivers

- Significant Innovations Now Contributing to Growth
- Large Growing Current and Future Markets

